



Fully Electric Powered Spider Crane

MC285CB-3



Crane Capacity
2.82t × 1.4m

Max. Working Radius
8.205m × 0.15t

Max. Lifting Height
8.7m

- Compact & Light Weight
- Slew Angle Limit Setting
- Multi Position Outrigger Mode
- Wireless Radio Remote Control
- 4 Fall / 2 Fall Hook Block

- Lithium-ion Battery
- High Capacity Battery With Long Life
- Minimal Charging Time
- Continuous Operation While Charging



Programmable Moment Limiter



Eco modes



Paddle Lever Wireless Remote Control



Searcher Hook (Option)



Zero Emissions

Specifications

Model	MC285CB-3		
Crane capacity	2.82t x 1.4m		
Max. working radius	8.205m x 0.15t		
Max.lifting height (on the ground)	8.7m		
Max.lifting height (below ground)	-10.1m (4 falls)		
Winch system	Hook speed	9.3m/min (4 layers, 4 falls)	
	Hoist wire rope	IWRC 6 X Fi (29) 0/0, φ7 x 48.0m	
Telescoping system	Type	Fully automatic 5-section pentagonal telescopic boom (3 to 5 section : simultaneous telescoping)	
	Boom length	2.535m - 8.575m	
	Boom telescoping stroke / time	6.04m / 22sec	
Boom hoist system	Hoist angle / time	0 to 80deg / 14.0sec	
Slew system	Slew angle / time	360deg / 0.88rpm	
Outrigger system	Type	1st stage with flexible stay damper, 2nd stage manual pullout hydraulic cylinder direct acting type	
	Max. extended width (between outside of OR adapters)	(Lateral) 4,782mm x (Front) 4,718mm x (Rear) 3,990mm	
Travel system	Type	Hydraulic motor driven , stepless speed changer	
	Travel speed	0 - 2.0km/h	
	Gradability	20deg	
Battery system	Crawler ground length x width	975mm x 200mm	
	Ground pressure	50.2kpa (0.512kgf/cm ²)	
	Type	Lithium Titanate Battery	
	5-hour rate capacity	DC55V - 135Ah , 7.5kWh	
	Input Voltage / current	Single phase AC200V / 16A, AC100V / 15A	
	Charging time	(with AC-200V)	80% : 2h 20min / 100% : 3h 30min
		(with AC-100V)	80% : 5h 20min / 100% : 7h 00min
Operating time	Travelling (Hi speed)	Up to 2h 15min	
	Crane	Up to a full working day if charged during operation	
Charging during operation	Available		
Motor	Rated output	Variable 7.5kW AC30V at 2500min ⁻¹	
Remote control system	Type	Paddle lever radio remote control	
Overall length x width x height	2,800mm x 750mm x 1,470mm		
Machine weight	1,995kg		
Safety device	Overwind protection, Angle indicator, Hydraulic safety valve, Level, Machine body inclination alarm, EMO switch, Moment limiter, Working status lamp, Data logger, Crane & Outrigger interlock device, Travel alarm		
Options	Black rubber tracks, Single fall hook, 850kg searcher hook		



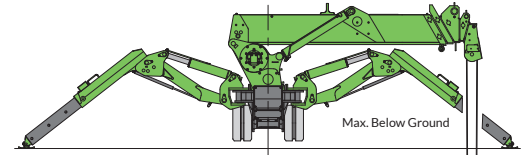
Rated Total Load Chart (4 falls)

Outrigger extended to maximum							
2.535m/4.075m Boom		5.575m Boom		7.075m Boom		8.575m Boom	
Working radius(m)	Rated total load(kg)	Working radius(m)	Rated total load(kg)	Working radius(m)	Rated total load(kg)	Working radius(m)	Rated total load(kg)
1.4 or less	2820	3.0 or less	1220	3.6 or less	820	4.0 or less	550
1.5	2520	3.5	970	4.0	740	4.5	400
2.0	1920	4.0	780	4.5	580	5.0	340
2.5	1570	4.5	630	5.0	480	5.5	300
3.0	1220	5.0	530	5.5	430	6.0	270
3.5	970	5.205	530	6.0	380	6.5	230
3.705	920			6.5	350	7.0	200
				6.705	330	7.5	180
						8.0	150
						8.205	150

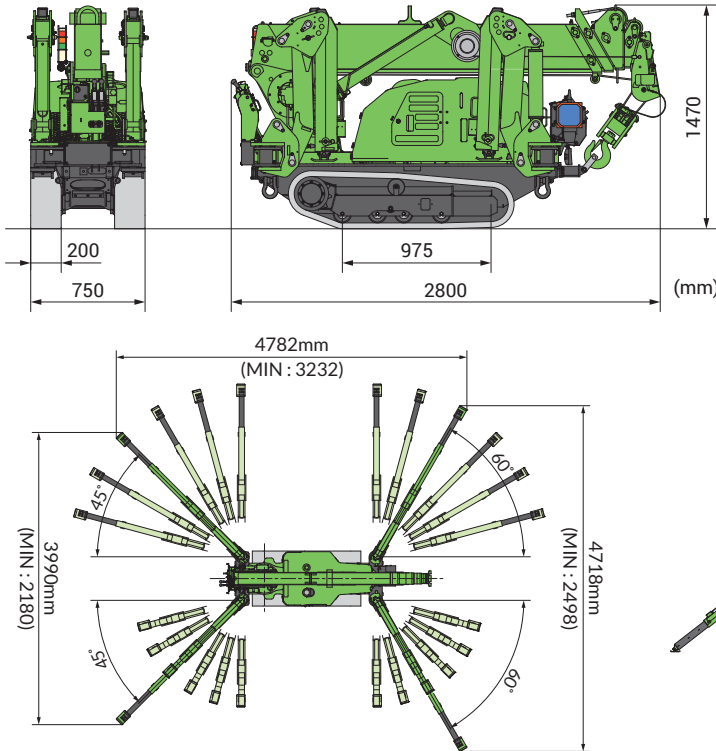
Outrigger extended to other than maximum							
2.535m/4.075m Boom		5.575m Boom		7.075m Boom		8.575m Boom	
Working radius(m)	Rated total load(kg)	Working radius(m)	Rated total load(kg)	Working radius(m)	Rated total load(kg)	Working radius(m)	Rated total load(kg)
1.5 or less	1720	3.0 or less	510	3.6 or less	400	4.0 or less	330
2.0	1070	3.5	410	4.0	330	4.5	280
2.5	630	4.0	330	4.5	280	5.0	230
3.0	520	4.5	280	5.0	230	5.5	180
3.5	390	5.0	200	5.5	180	6.0	160
3.705	350	5.205	200	6.0	160	6.5	130
				6.5	130	7.0	100
				6.705	120	7.5	80
						8.0	70
						8.205	60

* The Rated Total Load Chart is based on actual working radius including boom deflection.
 * The weight of hook block (standard 4 fall / 2 fall-30kg) must be included as part of the load shown in the Rated Total Load Chart.
 * When using two falls hook or single fall hook, use the appropriate four falls Rated Total Load Chart shown above but with a maximum load of : -1410kg for two falls and -710kg for Single fall.

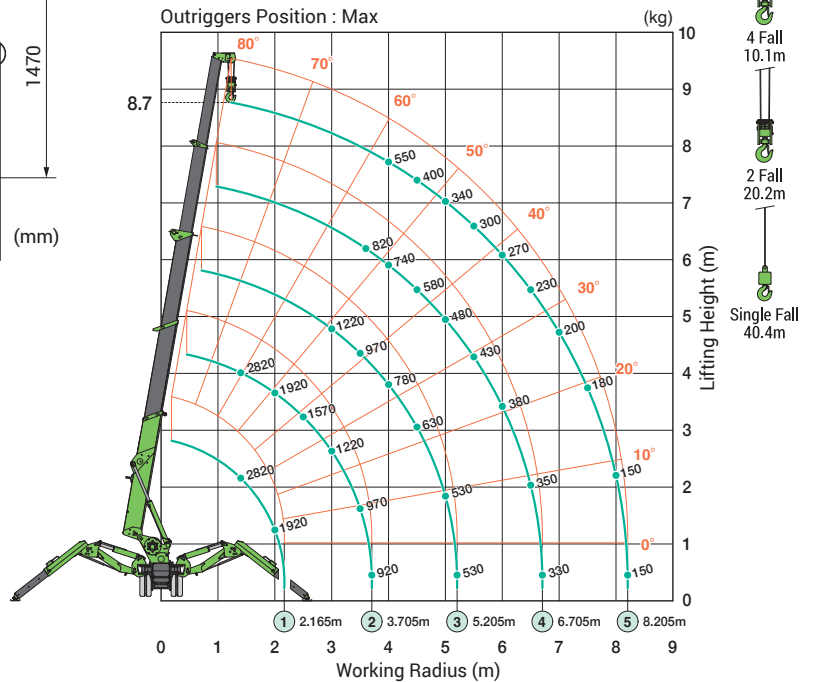
Max. Reach Below Ground



Dimensions



Working Range Chart (4 falls)



* Due to improvements, the specifications are subject to change without notice.

⚠ Before use, please read the Operation Manual



MAEDA SEISAKUSHO CO.,LTD.

Head office | No.1095, Onbegawa, Shinonoi, Nagano-City, Nagano-Pref. 388-8522 Japan
 TEL:+81(0)26 292 2228 FAX:+81(0)26 293 5590
 URL : www.maedaminicranes.com E-mail : contact@maeda-minicranes.com