

SPIDER CRANE

MC104C



Crane Capacity

0.995t × 1.1m

Max. lifting height (on the ground)

5.5m

Max. working radius

5.1m × 0.20t

Max. lifting height (underground)

-7.8m (4falls)



Electric Motor Power

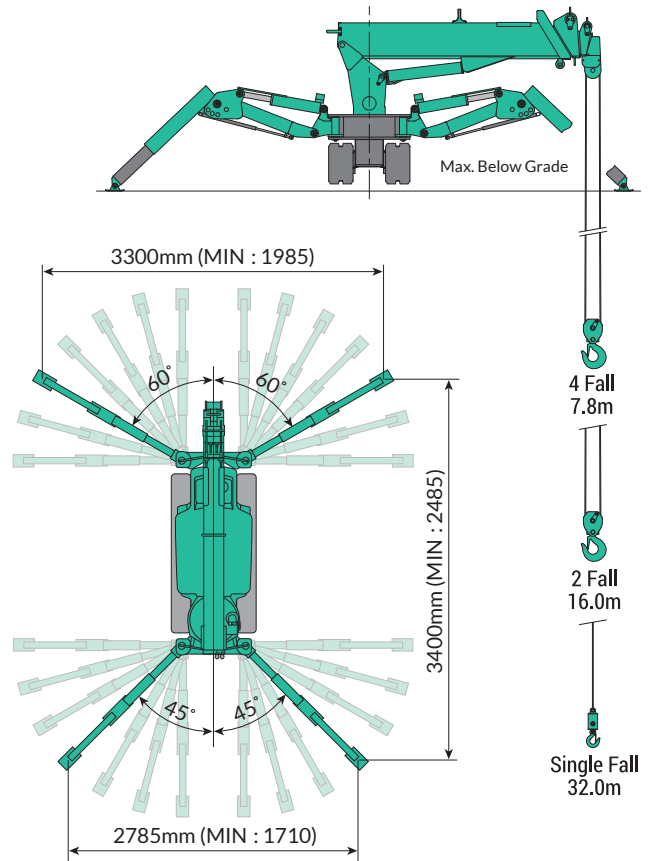


Multi Angle Position Outriggers



Specifications

Model		MC104CER
Crane capacity		0.995t x 1.1m
Max. working radius		5.1m x 0.20t
Max. lifting height (on the ground)		5.5m
Max. lifting height (underground)		-7.8m (4 falls) / -16.0m (2 falls) / -32.0m (single fall)
Winch system	Hook speed	3.2m/min (3 layers, 4 falls)
	Hoist wire rope	IWRC 6×Fi(29) Ø6×39m
Telescopic system	Boom type	Fully automatic 4-section pentagonal telescopic boom
	Boom length	1.85~5.30m
Boom telescoping stroke / time		3.45m/20sec
Boom hoist system	Hoist angle / time	0~75deg/11.0sec
Swing system	Swing angle / time	360deg/1.3rpm
Outrigger system	Type	1st stage with flexible stay damper, 2nd stage manual pullout hydraulic cylinder direct acting type
	Max. extended width	(Lateral)3,400mm× (Front)3,300mm× (Rear)2,785mm
Travel system	Type	Hydraulic motor driven, stepless speed changer
	Travel speed	0~1.9km/h
	Gradability	20deg
	Crawler ground length x width	1044 x 180mm
Motor	Ground pressure	28.4kpa [0.29kgf/cm ²]
	Motor type	Totally-enclosed fan-cooled type 5.5kw, 4P 380V
Remote control system	Starting system	Direct system
	Type	Cable remote controller
	Micro speed mode	Available
Outrigger operation		Available
Overall length × width × height		2,160 x 600 x 1,305mm
Machine weight		1,150kg
Safety device		Overwind protection, Load indicator, Hydraulic safety valve, Wire rope latch, Level, Warning buzzer, EMO switch
Options		White rubber track, Single fall hook, 2 falls hook

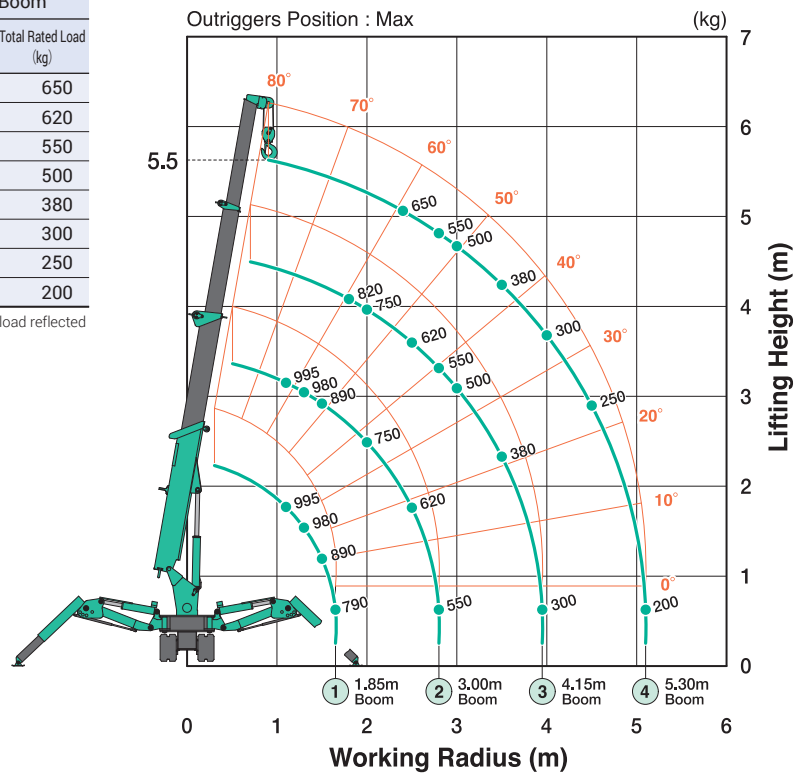


Rated Total Load Chart (4 falls) with outrigger extended to maximum unit: kg

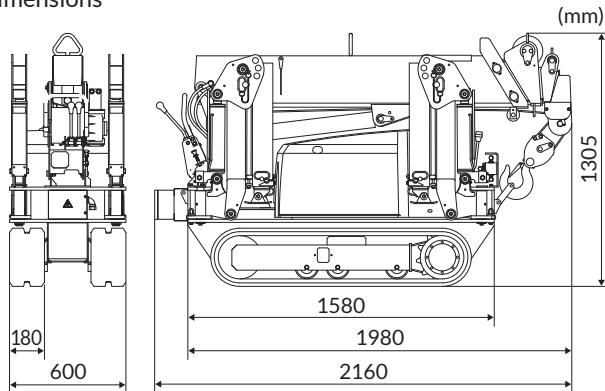
1.85m Boom		3.00m Boom		4.15m Boom		5.30m Boom	
Working Radius (m)	Total Rated Load (kg)	Working Radius (m)	Total Rated Load (kg)	Working Radius (m)	Total Rated Load (kg)	Working Radius (m)	Total Rated Load (kg)
1.1 or less	995	1.1 or less	995	1.8 or less	820	2.4 or less	650
1.3	980	1.3	980	2.0	750	2.5	620
1.5	890	1.5	890	2.5	620	2.8	550
1.65	790	2.0	750	2.8	550	3.0	500
		2.5	620	3.0	500	3.5	380
		2.8	550	3.5	380	4.0	300
				3.95	300	4.5	250
						5.1	200

* The Rated Total Load Chart is based on actual working radius with the bending of boom attributable to load reflected and is shown with the mass of hook (15kg) included.

Working Range Chart (4falls)



Dimensions



Due to improvements, the specifications are subject to change without notice.

Before use, please read the Operation Manual



MAEDA SEISAKUSHO CO.,LTD.

Head office

No.1095, Onbegawa, Shinonoi, Nagano-City, Nagano-Pref. 388-8522 Japan
 TEL.+81(0)26 292 2228 FAX.+81(0)26 293 8499
 URL : www.maedaminicranes.com E-mail : contact@maesei.co.jp

HYDEL ApS

+45 8282 2010